



Zoomanji Activity Pack: Lesson 14

Lesson Title: There's no I in team!

Description: A lesson using the concept of working together and leaving nobody behind to develop the children's movement skills alongside the idea of being competitive within a fun nature.

Learning Intentions	Activity	Resources	Points to Note
<p>Pupils will:</p> <ul style="list-style-type: none"> ▶ Progress from working individually to working in a team competitively. ▶ Be able to devise their own rules, choosing which resources they feel would best allow success. ▶ Be able to give constructive criticism and feedback to other members of their team 	<p>Introduction: Cats and Mice</p> <ul style="list-style-type: none"> ▶ Play audio entitled 'Lesson 14, Audio 1' in which Lottie will introduce the class to building team-working skills. ▶ Children will either be a cat or a mouse. Mice will have a tail (vest/ bean bag) that the cats will try and steal. Once this has been stolen, the mice will go to the cat's den. Some mice will have 2 tails, in which they can give a mouse in the cat's den a tail to allow them to return to the game. <p>Main Activity: Danger Zone vs Fun Land.</p>	<ul style="list-style-type: none"> ▶ Video from character within the play ▶ Large space ▶ Bibs ▶ Stop watch ▶ Range of resources such as ropes, bean bags, bats etc ▶ Mats to represent land 	<ul style="list-style-type: none"> ▶ Curriculum link; PE. ▶ Drama character link: All characters. ▶ Instead of playing the audios, teacher may wish to read 'as Lottie'– if so, transcripts are provided. ▶ This can be used within a PE hall or outside. ▶ Differentiation can



<p>and the class.</p>	<ul style="list-style-type: none">▶ Children will work together in their teams to try and get from the danger zone to the fun land. They must all as a team, move to the other side of the room without touching the water. This can be completed using resources of their choice, which will be followed up by a critical discussion surrounding what worked best. <p>Plenary: Follow the leader</p> <ul style="list-style-type: none">▶ Children will cool down before returning to class by a simple follow the leader task, the children will observe the person in front, ensuring when they are the leader, they do not use any movements that have previously been used.▶ Play audio entitled 'Lesson 14, Audio 2' in which Lottie will explain the outcomes of the lesson.		<p>occur through the use of more cats within the warm-up or a limited amount of resources available through the main activity.</p> <ul style="list-style-type: none">▶ Main skills to be developed are team-working skills and the idea of not leaving anybody behind.
-----------------------	---	--	--



STRANMILLIS UNIVERSITY COLLEGE
A College of Queen's University Belfast


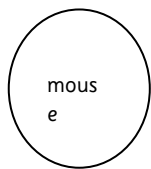
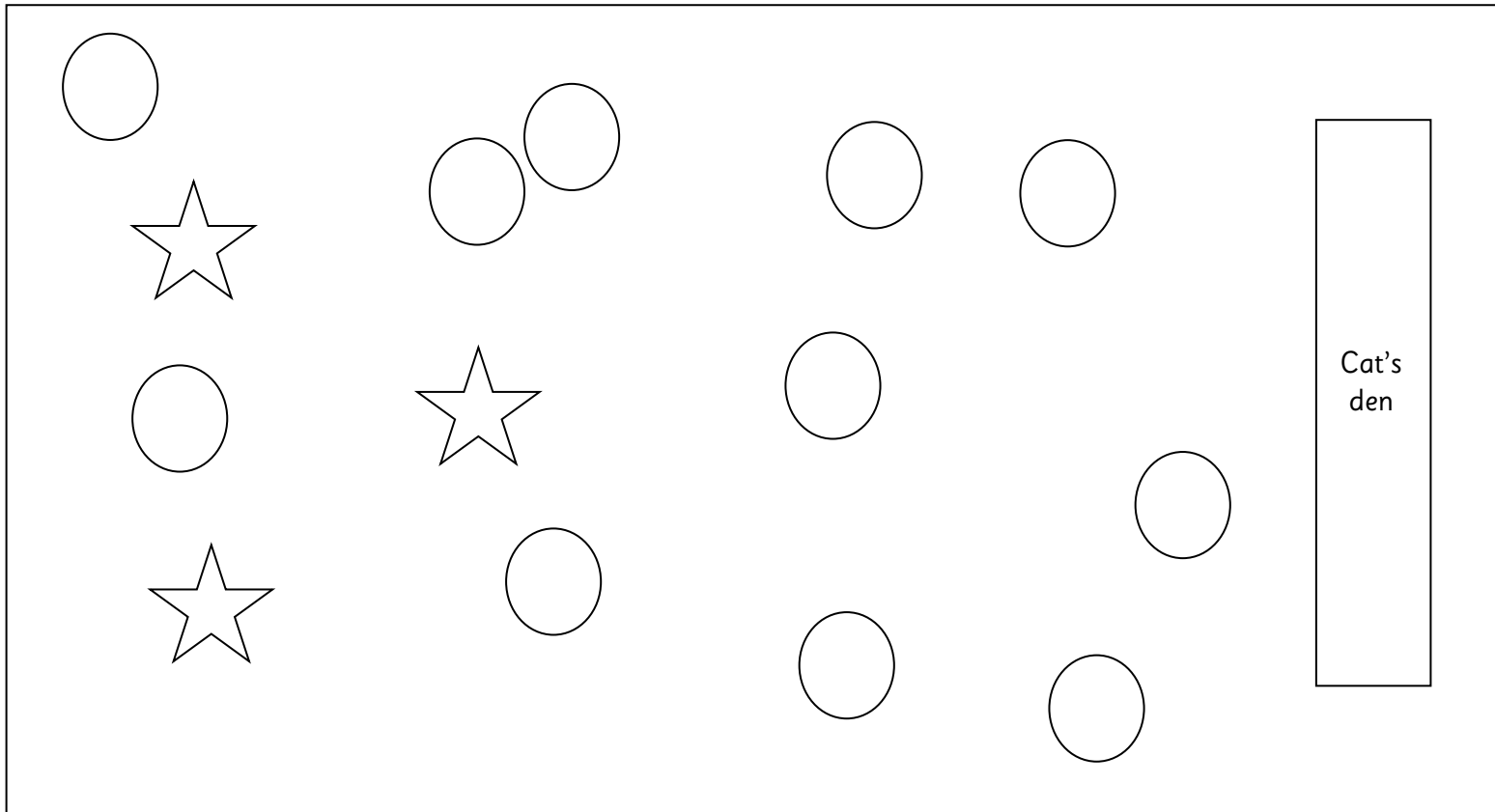
--	--	--	--

Extension Idea: Depending on time and space available, this could be completed on a larger scale e.g. whole year group. The level of difficulty is dependent on resources available.

Author: Megan McCann



Warm up activity: Cats and Mice





Main Activity: Danger Zone vs Fun Land

